


William Shakespeare



Our first ever Shakespearian Fortnight here at St. Mary of the Angels, saw the pupils spend the first two weeks of Term 2 (29th October - 9th November 2018) studying the works of William Shakespeare.

Each Key Stage took part in an exciting range of learning activities including drama, art, discussions and debates which resulted in some fantastic pieces of work.

Here is a taster of some of the fabulous work produced which was shared with parents and carers at the Shakespeare Exhibition on Thursday 15th November.

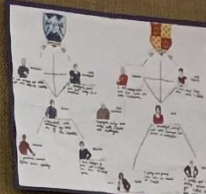




Shakespeare



Handwritten text on a pink background, likely a poem or a story related to Shakespeare.



O Romeo, Romeo,
wherefore art thou Romeo?



In KS1, we studied the text
A Midsummer Night's Dream.
We were so inspired, we
decided to create our own
fairies and give them special
jobs. We also made a love
potion for our fairies to use.

A letter to Romeo
Handwritten text on a pink background, likely a poem or a story related to Shakespeare.

Superhero Superhero
Handwritten text on a yellow background, likely a poem or a story related to Shakespeare.

Handwritten text on a white background, likely a poem or a story related to Shakespeare.

KS2 became witches and
made flying, wizard potions
just like the three Witches in
Macbeth.
We were fascinated with the
life of William Shakespeare.
Come and read our
biographies.

KS2 had an inquiry in to the
death of Romeo and Juliet.
Prosecutors and defenders
presented their evidence, based
on the balanced arguments we
made in class.





Romeo and Juliet



The two families were fighting. They fight all day.
Romeo meet Juliet at a wedding. They fell in love.
Juliet said, "Romeo Romeo Romeo where are you Romeo?"
They got married in wedding. Then Juliet took a
bottle of water, it made her sleep. Romeo thinks her
is dead. He drank a bottle and he slept too. It was a
secret. The priest said "Stop, no fighting" to the families.

by Kitty.



CLD-To retell the story of Romeo and Juliet



EYFS

One of the many highlights of the project was the collaboration between our Upper Key Stage 2 classes and our youngest pupils in Nursery and Reception who delved into the romance and tragedy of Romeo and Juliet.

The Nursery children were so engrossed with the performance put on by the older pupils that they proceeded to re-enact some of the scenes in their free play.


On the left is a quote from Kitty in the Nursery who was heard throughout the day calling for her Romeo.



Nursery and Reception enjoyed designing and creating their very own Montague and Capulet shields.


KSI studied 'A Midsummer Night's Dream.'

The children enjoyed creating their very own puppet theatres.





KSI were so captivated by the magic of this play, that they decided to create their very own magical fairies and gave them special jobs.



KSI also made love
potions for their
fairies to use.



A love potion

You will need:

- 1 pinch of forgiveness
- 1 handful of sun
- 2 handful of trust
- 1 liter of respect
- A teaspoon of Honest
- 50 g of Kindness
- A sprinkling of Liking
- 100 g of Love

Method:

First put 1 pinch of forgiveness.

Then put 1 handful of sun.

Next put 2 handful of trust.

You put 1 liter of respect.

Now put a teaspoon of Honest.

Then put 50 g of Kindness.

Next put a sprinkling of Liking.

Finally put 100 g of Love.

A Potion for love.

You will need:

- 1 pinch of love.
- 1 handful of Kindness
- 2 spoons of Forgiveness
- 1 litre of Loyalty.
- A tea spoon of Encouragement.
- 50g of Fun.
- A sprinkling of Respect
- 100g of Trust.

Method:

1 mix it well.

2 Stir it. and then you will find not self in love.

Andah

A Potion for Love

You will need:

- 1 A spoon full of happiness.
- 500 grams of gentleness.
- 1 Sprinkle in one ml of sun
- Five spoons of helpfulness.
- One handful of forgiveness.

Method:

1 Take a spoon full of happiness and pour it in the bowl.

2 Add in 500 grams of gentleness and mix them together.

3 Now put in five spoons of helpfulness. Then put it in the bowl.

4 Put in one handful of forgiveness next you can stir it and put it in the oven for ten minutes.

Then you will be truly in love.

Invisible is incredible by Shebinah Jewel

Intro:

Have you ever made the biggest mistake of your life? Have you ever stood in front of three hundred people scared like a rat? Well follow the steps to make a great potion.

Ingredients:

- A dead Geco
- One witches wand
- lbs of fairy dust
- your hair
- A medium knife

Method:

Firstly, grab your Geco and gently cut off its legs and arms so that you can take out its entrails.

Next, get the head and roughly take out its eyes unless the Geco is a female.

Method

- 1 Firstly, add the spooky pointy bat's wing (two) inside the cauldron.
- 2 Next, pour 5ml of maggie poo if the poo smells awful pinches your nose.
- 3 After that, chop pidison's wings (three) then add it to the potion.
- 4 Then, knead your slime so it is not sticky then add two cups provided that, it might spoil the potion this is when the magic starts.
- 5 After, add a bird's eye to the enchanted potion then start mixing the potion slowly.
- 6 Finally, whenever your ready add gloomy mistick Robin's blood wait until the mixture starts bubbling up, if it doesn't start bubbling up

Lower KS2 imagined they were witches and made fizzing, sizzling potions just like the three witches in Macbeth.

How to turn your teacher into an extinct Zombie !!

Have you had enough of doing boring english words and going to the head teacher for no gull stops. Are you fed up of doing silly punctuation like speech marks? Then this is the potion for you!!


Ingredients:

- 40ml of Apocalypse poison
- 1kg of Human vomit
- 60g of baby snot
- A used nappy
- A jar of Zombie breath
- A big pot
- A Zombie's brain

Method:

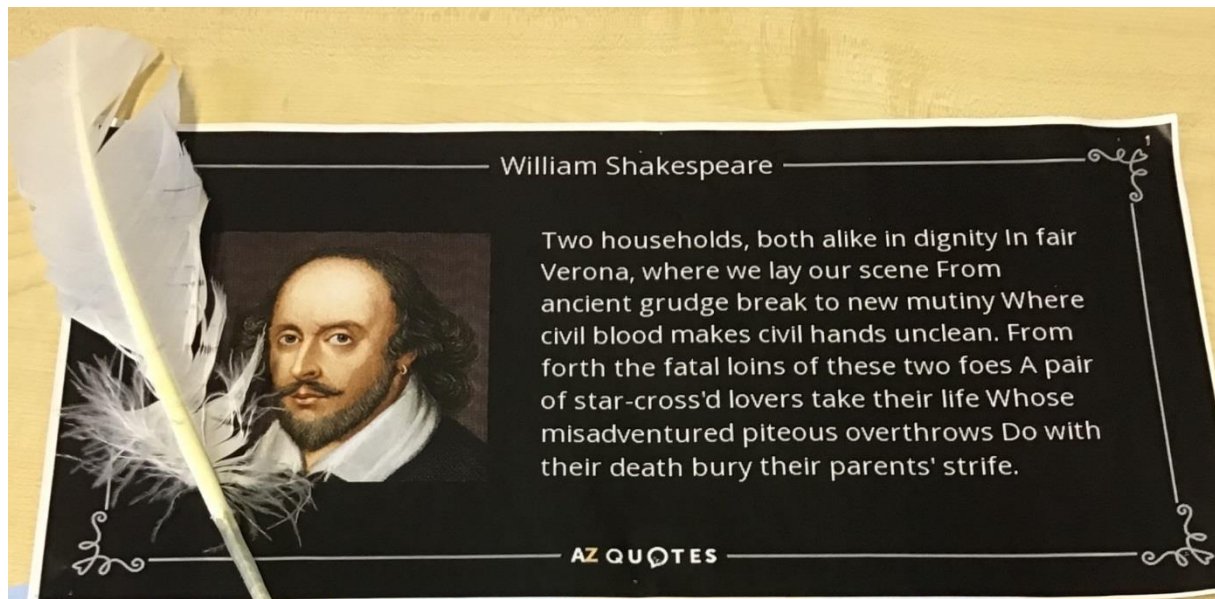
- 1 Firstly, get your humongous big pot and run it with water to get it ready for the potion.
- 2 Next, add 40ml of apocalypse poison and pour until it's half way full.
- 3 After that, pour in 1kg of Human vomit into your pot provided that you have followed these instructions.

4. Then get your baby snot straight from a baby to make the potion set nicely.
5. Fifthly, get your used nappy and dump it from the nearest tree to you!!
6. After that, get a jar of Zombie breath and raise it high so that it doesn't fly away!
7. Next, pour in your Zombie brain so that your potion bubbles.
8. Finally, whip your teachers mug and pour in your finished potion!




The children in LKS2 were fascinated with the life of William Shakespeare.

They carried out research into his life and works to write a biography of this world-class playwright.



Upper KS2 became detectives in order to investigate the 'crime scene' involving Romeo and Juliet.

Using the clues and their powers of deduction, they were tasked with working out the order of events and what happened to the main characters



For many years, people have been wondering about the guilt of Friar Lawrence in the deaths of Romeo and Juliet. Is he a gentle, warm-hearted, helping man? Or an evil, sinister figure, who purposely kills the young, beloved teenagers? Is he a devious man, who tricks the two and tells the Capulets? This essay will hopefully examine the role of Friar Lawrence in the story. Was he involved or not. There will be two points of view. One saying why he is guilty and the other saying why he is innocent.



Many people can agree that Friar Lawrence was guilty of the deaths of Romeo and Juliet. At the crime scene there was a crucifix and a bible. Due to this, he is probably a priest so that indicates that he is surely involved in this tragic scene. He had also secretly married the two together. To destroy the love and happiness, he would kill them. A marriage may have had taken place to trick the teenagers. He may have wanted to kill Romeo and Juliet to bring peace between the two houses. (Montague and Capulet.)

On the other hand, a catholic priest like him had vowed not to lie or kill. Consequently, he could not have killed anyone. He also had a strong relationship with Romeo and tried to look after him. He would never kill anyone would he? At the crime scene, there was a sword and a dagger. A priest will not have one of them made to kill. If none of them belonged to him, he could not have killed anyone.

In conclusion, there have been many for and against arguments regarding the involvement of Friar Lawrence in the deaths of Romeo and Juliet. The man was a kind, caring, trustworthy friend of Romeo and also cared for young Juliet. However, the evidence at the crime scene indicate that the bible and poison were his because the poison that he had given to Juliet, killed Romeo. Finally, the prince of Verona, quite eloquently sums up the story by saying "For never was a story of more woe, than this of Juliet and her Romeo."

Giacomo!!@

The pupils in Upper KS2 then went on to hold an inquiry into the deaths of Romeo and Juliet by preparing balanced arguments in response to the key question -

Was Friar Lawrence to blame?

Prosecutors and defenders presented their evidence, based on the discussions and debates written in class.

For a very long time readers of the classic Shakespeare tell, Romeo and Juliet have debated about the role of Friar Lawrence in the tragic story. Many people think that he is an innocent man, who has nothing to do with the unfortunate deaths of two star-crossed lovers. While others feel that he is a criminal, wicked priest turning against God and leading two people, who want nothing more than a healthy relationship with each other, to their deaths. This piece will aim to investigate both points of view.

Many people believe that Friar Lawrence is an innocent citizen of Verona who is not at all involved in the lamentable, terrible death of a beautiful maiden and handsome young man. If the Friar wanted to kill Romeo or Juliet he would have just given Juliet poison instead of a sleeping potion. Friar is a catholic priest so

why would he turn against just to take the lives of a couple of teenagers? One of the ten commandments is not to kill so the Friar, a man who wouldn't dare displease God, wouldn't break one of them for any reason. Due to the fact that there was a sword and a dagger at the crime scene, Romeo and Juliet could have stabbed themselves hence he is innocent.

On the other hand, others feel that he plays a huge part in the death of two naive people, looking for love. Firstly, a strong indication that he was at the crime scene during the death of

Romeo and Juliet is that his belongings (Bible, rosary and crucifix) were found at the scene. Friar Lawrence also came up with the plan for Romeo and Juliet to meet again and tried extremely hard to get them together. The Friar probably also planned their deaths as well. Finally, Friar Lawrence wanted

to make peace between the Capulet and Montague families so maybe by killing their children the Friar thought the families would stop their feud. Romeo was their only son and Juliet their only daughter so he knew their families would be devastated.

In conclusion, there are many different opinions on the innocence of Friar Lawrence. Was he responsible for the deaths of two lovelorn people? Or was he just a normal priest trying to help a friend in need?

After considering both sides on the argument, I feel that Friar is a nice, kind-hearted man who never intended to kill Romeo or Juliet, despite the fact he has a great interest in potions. Finally, the Friar is technically innocent but does play a small part in their deaths.

By Sadie F

To the fair citizens of Verona,

After finding damning new evidence at the crime scene, an arrest has been made in regards to the deaths of Romeo and Juliet.

You must make haste to the scene of the crime to gather the evidence.

Deliver the items to the court room for safe keeping.

His Royal Highness The Prince announces that there will be an inquiry into the deaths on the 9th day of November. The presence of all citizens of Verona is requested.

HRH The Prince

Juliet is a kind hearted girl of fourteen who does not know who she can trust. Her pure heart beats to the rhythm of love and hope. That she will one day find true love. She has long, luscious brunette hair that flows in the wind. Juliet, who loves Romeo, is being forced to marry Paris who she doesn't love. Her beautiful hazel eyes shine in the night while her perfect peachy skin glows in the day.

By Bessie




Juliet

Romeo


His tense, romantic and pure hearted heart is covered by his perfect peachy skin as smooth as the waters of the calm lake. Very clearly, Romeo has been shot by cupid's arrow so his eyes shimmer like the shimmering sun and glimmer in the very mist of midnight. The majestic, naive and humble teenager, who senses love from head to toe, and has smooth and agile hands that are as delicate as an ancient rose. Even though he may sound like an innocent and young teenager he hides his feet from the world: everyone thinks he is a naive teenager but he hides a worried, scared and secretive life - not know his fate as deadly as hell.

By Matteo



Romeo

The Year 5 & 6 pupils also produced some wonderful character descriptions of Romeo and Juliet.



Thank you to everyone who came to the Shakespeare Exhibition after school on Thursday 15th November.

As well as the pupils beautifully displayed work, there were also activities on offer for Shakespeare fans of all ages including designing your own Montague and Capulet shields, writing your name with a quill, creating your own magical potions and playing detective to investigate the tragic end of Romeo and Juliet. The exhibition was a fantastic end to this very wonderful project.

Thank you to Mrs Hough, our lead teacher for English, for organising the project and to all the pupils and staff for their hard work.