

The graphic features a central white rectangular area containing the text "STEM week at SMA". This central area is flanked by two vertical yellow bars on the left and right. A vertical black line runs through the center of the white area, and two large blue squares are positioned at the top and bottom, partially overlapping the yellow bars and the central white area.

STEM week at SMA

7th June - 11th June (First week of
Summer 2 term)

This whole week will be dedicated to STEM.



Homework and prizes

Photo competition- we want you to find real life examples of numbers (EYFS) OR Fractions (Year 1 - 6) in the real world. You can also find Science in the real world. Please upload your photos to Google Classroom and Seesaw by the end of STEM week. There will be prizes for 1st, 2nd, 3rd winners. Judges to be confirmed.



Real life examples of Maths



Fractions with pizzas



Fractions

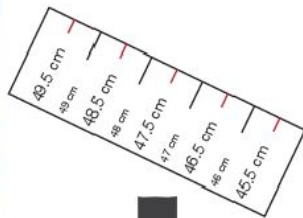
$\frac{1}{2}$ cup of sugar
 $\frac{1}{4}$ teaspoon of
baking powder

$\frac{1}{2}$ Price Sale



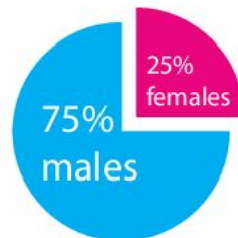
Decimals

\$29.95



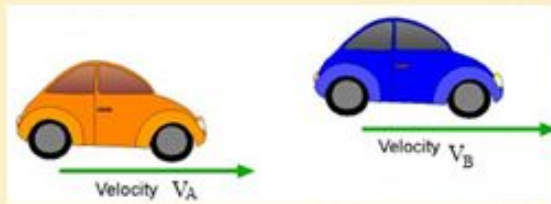
Percentages

25% off!



68%






Speed of a Car



**Temperature at different
places**



**Height of a growing
child**





Counting cereal



















































Grouping
cupcakes

FRACTION COOKIES

Teach Beside Me



| Recipe Ratio 6 pancakes | Pancake Proportions | | |
|---|---|--|--|
| | 3 pancakes | 12 pancakes | 30 pancakes |
|  |  |   |      |
| 100g Flour |  |     |           |
| 2 eggs |  |   |      |
| 300mL milk |  |   |      |
| 1 tbsp olive oil |  |   |      |
| 1 pinch of salt | | | |

Baking- ratio

Real life examples of Science



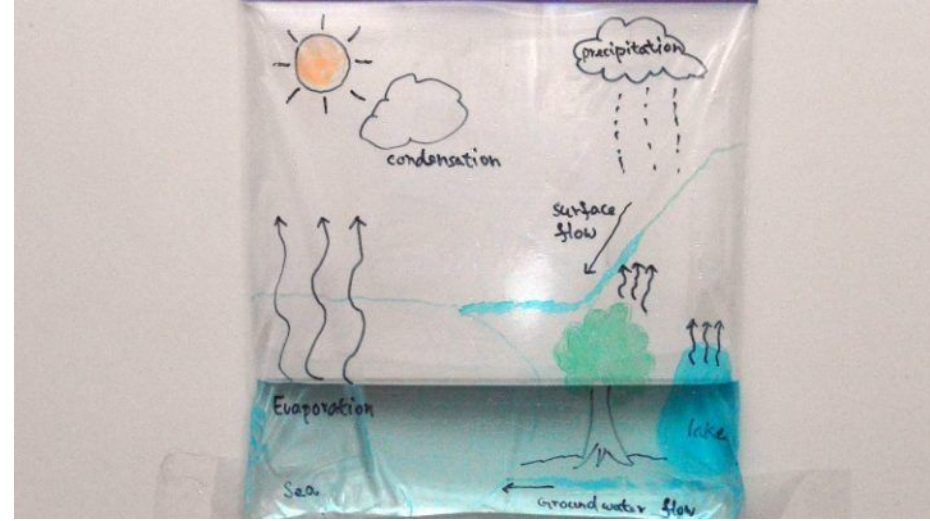
Life cycle of a
hamster/ animal



Sewing—using
different materials



Making a volcano



Create weather in a bag



Dig for dinosaurs



Grow your own
crystals



Family tree-
evolution



Planting seeds



Grow your own sea
monkeys



Exercise- London
Youth Games



Ice melting



Nurses/ doctors



Baking



Cooking a healthy
meal

Dress up day on Wednesday 9th June 2021- Dress up as a Scientist or Mathematician







