

Photo walk and collage art project - knowledge organiser




Learning Intention:

Part 1 - Explore and use a traditional camera to take **photographs**, using a viewfinder to frame and capture an image focusing on **Light, Line, Shape, Colour** and **Texture** to document a local walk.

Part 2 – Research and practice the art of **collage**, from the early **cubist** artistic experiments of the 20th century through to contemporary **digital imaging** and visual storytelling using the photographs taken during the walk

Skills to learn and perfect.

1. **Looking** - look carefully and in new ways at our local environment.
2. **Collaborating** - learn how to work together to **collect** visual information relating to a theme – in this case a **local walk** in pairs and groups.
3. **Editing** – reviewing the photos taken to **select** and make decisions about what will make an interesting artwork and why.
4. **Collage** – learn neat and considered **cutting** and **pasting** skills with less waste.



5. **Graphic design** – learn how to use digital imaging software in **Bookcreator** to combine and juxtapose your photographic images with drawn and/or found imagery and text to build your own personal pictures and storyboards.
6. Artists to look at for inspiration – **David Hockney - Eileen Agar**