

Welcome to Reception Meeting



Monday 18th September

Robins

Loving Father

Bless our school and fill our hearts
with love, friendship and forgiveness.

Help every child to grow and
achieve the best that they can

When we find things difficult give us the
courage to carry on.

We thank you for all of our friends
and classmates.

Bless our families, our community and
all who help us in our school.

Help us to follow in your footsteps.

Amen

Class Teacher – Miss Cox
Teaching Assistant – Mrs Tavernier

EYFS Team

Other Staff

PE Coach – Mr Grace

Italian Teacher – Mrs Gioacchini

Music Teacher – Miss Dimond

SENCO – Mrs Waine

Reception School Day

Start time: 9:00am

**Morning Break: 10.30 -
10.45am**

Lunch: 12.00 – 1.00pm

Home time: 3.20pm

DROP OFF AND PICK UP TIMES 2023 - 2024

KEY STAGE	START TIME	DROP OFF LOCATION/TIME	PICK UP TIME	PICK-UP LOCATION
Foundation Stage Ducklings & Robins	9.00	Nursery gate from 8.45am	3.20pm <i>Part time Nursery 12.00</i>	Nursery gate
Key Stage 1 Goldfinches, Hummingbirds & Kingfishers	9.00	Playground gate from 8.45am	3.25pm	Nursery Gate
Lower Key Stage 2 Kestrels & Swallows	9.00	Playground gate from 8.45am	3.25pm	Playground gate
Upper Key Stage 2 Hérons & Swans	9.00	Playground gate from 8.45am	3.30pm	Playground gate

Our Golden Rules

- **We are gentle** – we don't hurt others
- **We are kind and helpful** - we don't hurt anybody's feelings
- **We work hard** - we don't waste our own or others' time
- **We listen well** – we don't interrupt and we follow instructions
- **We are honest** – we don't cover up the truth
- **We look after our own and other people's property** – we don't damage things
- **We keep each other safe.**

Reception Baseline Assessments

The Reception Baseline Assessments have been developed by the Department for Education to assess the starting point of the children in Reception.

The baseline will generate targets for the children to work on which will inform our teaching.

For more information about the baseline please go to:

<https://www.gov.uk/government/publications/reception-baseline-assessment-information-for-parents>

The Seven Areas of Learning are:

- 1. Communication and Language**
- 2. Personal, Social and Emotional Development**
- 3. Physical Development**
- 4. Literacy**
- 5. Maths**
- 6. Understanding of the world**
- 7. Expressive arts and design**

Catholic Life and Mission of the School

Rooted in Love

A new project to support schools in their journey with Catholic Social Teaching

Half Term	CST Theme
Autumn A	Care of Creation
Autumn B	Preferential Option for the Poor
Spring A	Solidarity and Peace
Spring B	Community and Participation
Summer A	Dignity of Workers
Summer B	Human Dignity

Available Summer 2023

For more information, contact:
caritaswestminster@rcdow.org.uk
Or speak to your RE Primary Advisor



We started our **Rooted in Love** journey in the summer term of 2023 and continue this term with the autumn topics: Care of Creation & Preferential Option for the Poor.

More details in the Curriculum Newsletter.

For more information please visit

<https://education.rcdow.org.uk/rooted-in-love/>





Curriculum: Religious Education

Term 1 – Families & Signs and Symbols

Term 2 – Judaism & Waiting

Term 3 – Books & Meals

Term 4 – Opportunities

Term 5 – Holidays and Holydays & Rules





Term 6 - Sikhism & Neighbours

Please see the termly RE newsletter for more detailed information on each topic, alongside the monthly Ten:Ten parent newsletter.

Personal Social and Health Education

Zones of Regulation

ZONES OF REGULATION!

Blue	Green	Yellow	Red
			
Sick Sad Tired Bored Moving Slowly	Happy Calm Good to Go Focused Ready to Learn	Frustrated Worried Silly/Wiggly Anxious Excited	Mad/Angry Mean Yelling/Hitting Out of Control I Need Time and Space

COPYRIGHT - JILL WISHKE, OCCUPATIONAL THERAPIST



- We will also be learning about and identifying our feelings and emotions using the '**Zones of Regulation**'.
- The children will be continuing Brain Breaks throughout the school day.

Relationships and Health Education

- We will be continuing statutory lessons and will be continuing to follow the Life to the Full programme. Information can be found on the school website.

Our 'Dimensions - Learning Means the World' curriculum is underpinned by a whole school focus on four world issues – The '4 C's':

Our Curriculum



COMMUNICATION



CULTURE



CONFLICT



CONSERVATION

The progression of the 4 C's



COMMUNICATION - Listening, Talking Confidently, Exchanging Ideas, Explaining Clearly




CONFLICT – Sharing, Behaving Responsibly, Keeping the Peace, Stopping Fighting



CULTURE – Friendship, Respect, Understanding, Tolerance



CONSERVATION – Looking After Things, Being Thoughtful, Developing Global Awareness, Thinking Big



Curriculum



English

As part of our daily English lessons, we started the school year by studying the whole school text *'Journey' – Aaron Becker*. This focused on visual literacy, and included a short, descriptive piece of writing. Our new topic is called 'Happy to be me', with the core texts 'What if we were all the same!', 'Colour Monster' and 'Elmer'.

Maths

White Rose Maths – We continue to use the White Rose Maths scheme, beginning with understanding and using numbers.


Science

We follow the **Rising Stars** curriculum and will be building on knowledge from previous years. We will cover a range of units starting with looking after the environment.

In Foundation Stage, we follow the 'Explorers' curriculum. It is designed so that children receive knowledge, concepts and skills across a range of topics.

Our Learning Pathways

Our learning pathways are individual, yet inter-connected, leading students on a journey of discovery!



EXPLORERS 'HAVE A GO!'

- Experimental
- Curious
- Confident
- Co-operative



These are our focus skills.

Curriculum: Learning Means the World

Term 1 –Journey & Happy to be me

Term 2 – Spirit of Christmas

Term 3 – Let's Play


Term 4 –Jurassic Park

Term 5 – No Place Like Home

Term 6 – Under the Sea

We will also be incorporating special event weeks: Black History Month, Book Week, STEM Week and Spirituality Week

Please see the termly curriculum newsletter for more detailed information.



Physical Education

PE Uniform

- Navy blue school PE shirt
- Navy blue school sweatshirt
- Navy blue school shorts (summer)/tracksuit bottoms (winter)
- Plain black plimsolls/trainers
- Winter/Summer hat.

School uniform policy allows pupils to wear stud earrings – no other jewellery is allowed.

PE lessons

PE lessons will be held on a Thursday

Please note there are no after school clubs for Foundation Stage

Enrichment

We will continue to offer our children enrichment activities throughout the year. This will include trips to the Forest School, and London Zoo as well as other cultural experiences.

Forest School Timetable – this will be available on the school website.

The dates for this term are

Robins: Monday 9th October /Monday 4th December 9.30 – 11.30am

How can you help?

Talk to your child about how they are feeling.

Provide your child with as much information about their new routine and school day as you can.

Reassure your child.

Re-establish a routine to help ease into school life.

Don't put pressure on yourself.

Think ahead. Seek support if you need it.

Fine motor skill activities.

Home School Communication

To contact the class teacher:

- Telephone the school and leave a message
- Email reception@stmaryangels.co.uk

To contact Mrs Wilson (Headteacher), Mrs Hough (Acting Deputy Headteacher) or Mrs Waine (SENCO)

- Telephone the school office and ask to speak to Ms Chadwick (Senior School Administrator)
- Email Ms Chadwick at office@stmaryangels.co.uk

It would be helpful if you can give as much information as you feel comfortable with and the class teacher/senior member of staff will call you back as soon as possible.

Online Messaging

The school does not will expect parents to use messaging apps, such as WhatsApp, for purposes beneficial to themselves, other parents and the school, and will not accept any of the following behaviour:

- Sending abusive messages to fellow parents
- Sending abusive messages to members of staff
- Sending frequent messages to members of staff on any platform including SeeSaw/Google Classroom
- Sending abusive messages about members of staff, parents, pupils or the school
- Sharing confidential or sensitive information about members of staff, parents, pupils or the school
- Bringing the school or its staff into disrepute


If parents wish to talk to staff, parents will arrange a meeting with the teacher by speaking to the school office.

ELS

part of Knowledge Schools Trust
Essential Letters
and Sounds

We use ELS to teach phonics.

It is a systematic, synthetic phonics (SSP) programme that teaches children a variety of skills needed for both reading and writing.



around the head, down the body



down his body, around his face



over his back and around the tail,
up his neck and down to his feet

ELS Term-by-term Progression

Reception Autumn 1: Phase 2

Week 1	Week 2	Week 3	Week 4	Week 5	Week 6
/s/ <s> /a/ <a> /t/ <t> /p/ <p>	/i/ <i> /n/ <n> /m/ <m> /d/ <d>	/g/ <g> /o/ <o> /c/ <c> <k>	/k/ <ck> /e/ <e> /u/ <u> /r/ <r>	/s/ <ss> Assess and review week R:1	/h/ <h> /b/ /f/ <f> <ff> /l/ <l> <ll>
	I, the, no	put, of, is	to, go, into	pull	as, his

Reception Autumn 2: Phase 3

Week 1	Week 2	Week 3	Week 4	Week 5	Week 6
/j/ <j> /v/ <v> /w/ <w> /ks/ <x>	/y/ <y> /z/ <z> <zz> /kw/ <qu> /ch/ <ch>	/sh/ <sh> /th/ <th> (voiced and unvoiced) /ng/ <ng> /nk/ <nk>	/ai/ <ai> /ee/ <ee> /igh/ <igh> /oa/ <oa>	-es (where there is no change to the root word) Assess and review week R:2	Review week R:3
he, she, buses	we, me, be	push	was, her		my, you



Seesaw

Seesaw is a secure online Learning Journal to record photos, observations and comments, in line with the Early Years curriculum, to build up a record of your child's experiences during their time with us. This system allows us to work with parents and carers to share information and record the children's play and learning in and outside of the classroom.

How does Seesaw work?

Seesaw provides each individual child with their own Learning Journal held online. Parents and carers are given their own log-in. All our staff are given a secure log-in. They can then upload observations, photos or videos; recording children's achievements and assessing their learning in reference to the EYFS curriculum.

Parents can change their settings so that an email is then automatically generated informing them when an observation has been added so they can have a look and add any comments of their own.



Seesaw

Who can access Seesaw?

This access is for parents only. We ask that you do not share log in with anyone else.

How can I view my child's Learning Journals?

Once logged in, you will see your child's observations on your home screen in a list – selecting any one of these will open up the observation for you to look at. You may add comments in the box at the bottom of the observation if you would like to.



Seesaw

How do I know that my child's Learning Journal has been updated?

The system will automatically send you an email when an observation for your child has been added.

Who can access my Child's Learning Journal?

At school we have access to all of the children's Learning Journals. The only other people that can see your child's account will be yourselves. If your child is featured in a group observation, their photo may appear in another child's Learning Journal.

We really hope that you enjoy using Seesaw and that it helps to keep you feeling informed about your child's learning. If you have any questions or problems using Seesaw then please let us know.

THANK
YOU!

Thank you for coming!